

# UN-Habitat's Funding Status as of 29 February 2024



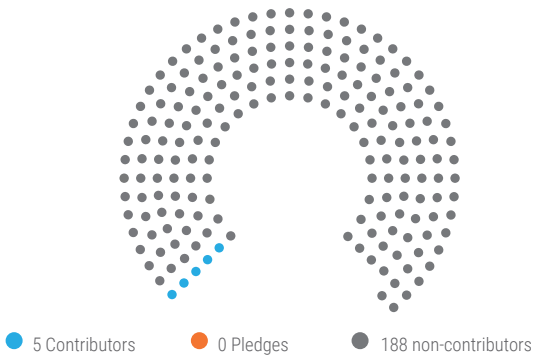
## Foundation non-earmarked – core funds (USD)

CONTRIBUTORS IN 2024

NUMBER AND CATEGORY OF MEMBER STATE  
CONTRIBUTORS OUT OF 193

Tonga	150,000
India	100,000
Philippines	50,000
Tunisia	50,000
Japan	23,533
<b>Total</b>	<b>373,533</b>

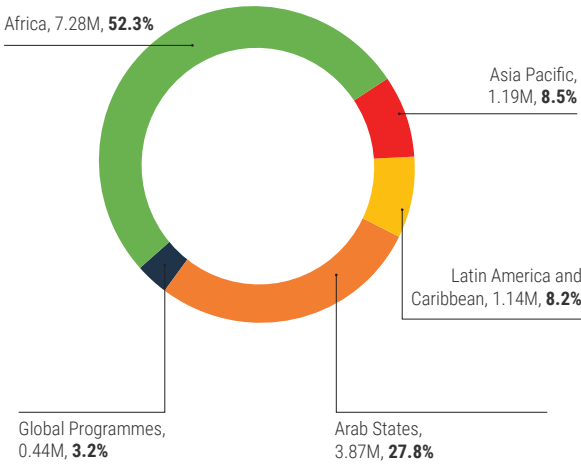
\* Most income agreements cover multiple years  
\* Contribution received from Tunisia in 2024 is for 2023.



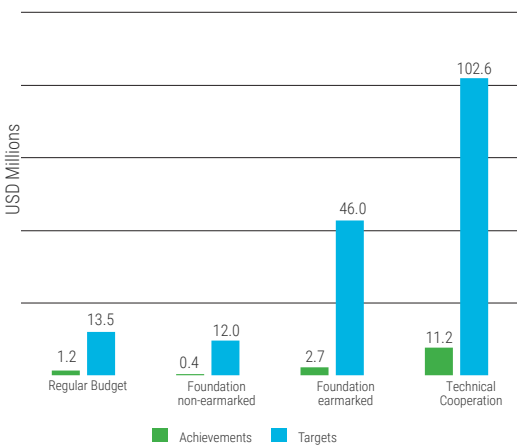
UN-Habitat is grateful for contributions received and appeals to Member States to provide **early core contributions for 2024**

Cash contributions of **USD 10.3 million** received for existing grants.

## 2024 earmarked income allocation by UN-Habitat implementing region



## 2024 work programme overview



\*Income for 2024 for Foundation non-earmarked of USD 50,000 received for previous years.

## Earmarked funds in USD\*

MEMBER STATES CONTRIBUTORS IN 2024

Japan	3.10
European Commission	2.05
USAID	.99
Norway	.44
United Arab Emirates	.42
Germany	.19
India	.05
<b>Total</b>	<b>7.25</b>

\* Most income agreements cover multiple years  
\*The amount of acquisition received in currencies other than USD may have changed as compare to the previous interim reports due to the change of the foreign exchange rate

OTHER DONORS CONTRIBUTORS IN 2024

UN Agencies	4.04
Municipality of Congonhas, Brazil	1.14
Government of Flanders, Belgium	.51
Viable Cities/ KTH Royal Institute of Technology	.44
University Joseph Ki-Zerbo	.25
Beijing Chaoyang Environment Group	.15
The Coca Cola Foundation	.15
<b>Total</b>	<b>6.68</b>

## 2024 income from donors by contributing region

United Nations Region	Core	Earmarked
Africa***	.10M	.25M
Asia Pacific***	.27M	3.30M
Eastern Europe	.00M	.00M
Latin America and the Caribbean	.00M	1.14M
Western Europe and Others Group***	.00M	3.63M
Arab States	.00M	.42M
Global (Including UN Agencies)	-	5.18M

\*\*\*Contributions from Arab States such as, Bahrain, and Kuwait is represented under Asia Pacific.  
\*\*\*Contributions from Arab States such as Egypt is represented under Africa.  
\*The amount of acquisition received in currencies other than USD may have changed as compare to the previous interim reports due to the change of the foreign exchange rate

## RECENT PUBLICATIONS

Sustainable Urbanization in Commonwealth Countries

Building Bridges: Executive Director's Report (2018-2023)

Local Action for Global Goals: An Opportunity for Enhancing Nationally Determined Contributions

Global Public Space Toolkit: From Global Principles to Local Policies and Practice

## UPCOMING EVENTS



15 – 19  
APRIL 2024

**UNGA Sustainability Week**  
New York, USA



14 – 19  
APRIL 2024

**Latin America and the Caribbean Regional Forum on Sustainable Development**  
Santiago, Chile



23 – 25  
APRIL 2024

**Tenth Session of the Africa Regional Forum on Sustainable Development**  
Addis Ababa, Ethiopia

Corporate Social Media



Twitter and Facebook: [@UNHABITAT](#)  
Instagram: [@unhabitat](#)

Executive Director's social media:

Twitter: [@MaimunahSharif](#)  
Facebook: [@UNHabitatMaimunah](#)  
Instagram: [maimunahsharif](#)



# UN-Habitat's Funding Status as of 29 February 2024

 [www.unhabitat.org](http://www.unhabitat.org)  
 [unhabitat-info@un.org](mailto:unhabitat-info@un.org)

## Grants in 2024 for Earmarked Activities

Donor / Development Partner	Donor Category	Project Title	UN-Habitat Implementation Region	Amount in USD
<b>Africa</b>				<b>254,432.15</b>
University Joseph Ki-Zerbo	Civil Society	Establishment of a Centre of Excellence on Housing in the WAEMU sub-region	Africa	254,432.15
<b>Asia-Pacific</b>				<b>3,299,828.14</b>
Beijing Chaoyang Environment Group	Private Sector	Chaoyang Environment	Asia Pacific	149,108.14
Japan	Government	Junior Professional Officer	Global	3,100,720.00
India	Government	UN-Habitat Office in India	Asia Pacific	50,000.00
<b>Arab States</b>				<b>422,126.10</b>
United Arab Emirates	Government	Accelerating SDG Achievement in Abu Dhabi	Arab States	422,126.10
<b>Latin America and the Caribbean</b>				<b>1,138,425.00</b>
Municipality of Congonhas	Local Authority	Congonhas 2030+2	Latin America	1,138,425.00
<b>Western European and Others Group</b>				<b>3,629,003.77</b>
Government of Flanders, Belgium	Local Authority	Chimbonde (re) settlement; Building resilience through inclusive, sustainable and durable solutions to disaster induced displacement in tete	Africa	507,944.14
Germany	Government	Junior Professional Officer	Africa	183,210.36
Germany	Government	Global Water Operators' Partnerships Alliance (GWOPA)	Europe	5,258.38
Viable Cities/ KTH Royal Institute of Technology	Civil Society	Climate Smart Cities Challenge (CSCC)	Global	438,140.07
European Commission	Government	Building Refugee Settlements in Kenya	Africa	2,049,622.44
Norway	Government	Promoting Gender-Sensitive, Resilient, Affordable and Adequate Housing for Internal Displaced People in Cabo Delgado Province	Africa	444,828.38
<b>Global</b>				<b>5,177,842.15</b>
IOM	UN Agencies	Ger community resilience project (GCRP)	Asia Pacific	645,210.00
USAID	Government	Build resilience to climate change and climate variability of vulnerable communities in Mullaitivu District of Sri Lanka	Asia Pacific	990,099.00
UNDP	UN Agencies	Technical advisory for quality enhancement for national urban development project and city planning labs	Global	879,168.00
IOM	UN Agencies	UN-Habitat-Global Covenant of Mayors partnership on climate change, innovation and multilevel governance	Global	451,647.00
IOM	UN Agencies	Shelter Support for IDPs Affected by the Floods	Eastern Europe	193,563.00
IOM	UN Agencies	Strengthening resilience of disaster affected communities through durable solutions in Oromia and Somali regions of Ethiopia	Africa	196,243.15
The Coca Cola Foundation	Civil Society	United Nations Kigoma joint programme phase II	Africa	148,515.00
UNICEF	UN Agencies	Inclusive, Safe, Resilient and Sustainable Human Settlements in the Sahel	Africa	6,500.00
UNDP	UN Agencies	Safer Streets for Road Users in Nigeria	Africa	879,168.00
UNDP	UN Agencies	UN joint programme to build urban and rural resilience and the conditions for recovery in Syria	Arab States	787,729.00
<b>Grand Total</b>				<b>13,921,657.31</b>